



## Uni-Graft® K DV Patch

Impregnated Polyester Patch for  
Reconstructive Interventions

# Uni-Graft® K DV Patch

Zero porosity patch material for arterial reconstructions



The modified enhanced impregnation reduces suture hole bleeding to a very low level.

Scanning electron microscope image (x50) showing the surface structure of the waveknit velour and the gelatin impregnation. Note that there is no hole around the suture (Surgilene 3/0) and no bleeding.

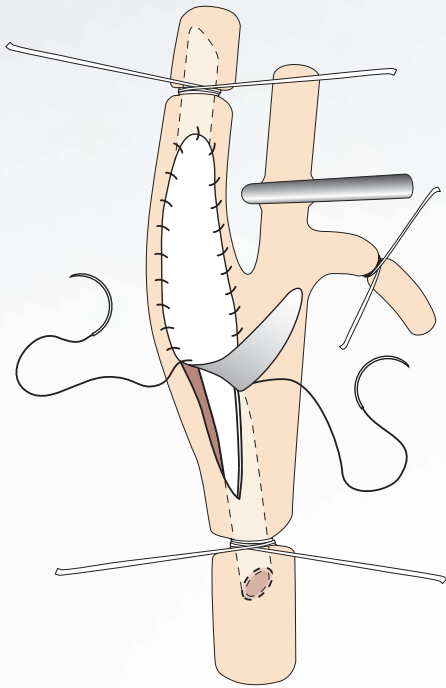
B. Braun developed an impregnated vascular patch based on proven polyester technology. The Uni-Graft® K DV Patch meets the requirements of a synthetic patch for vascular surgery:

- good adaptation properties and flexibility (1, 2)
- tensile strength tested according to DIN EN ISO 7198
- minimised suture hole bleeding (1, 2)
- good tissue incorporation and biocompatibility (3)
- lower thrombogenicity compared to uncoated polyester patches (4)

Uni-Graft® K DV Patch is a warp-knitted double-velour patch with an enhanced gelatin impregnation.

Uni-Graft® K DV Patch is absolutely blood-tight at the time of implantation and combines a number of significant advantages.



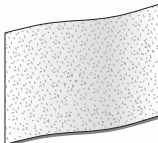
- (1) Albrecht-Früh G, Ktenidis K, Reifenhauer W, Horsch S. Dacron versus polyurethane patch angioplasty in carotid surgery. In: Horsch S, Ktenidis K, editors. Perioperative monitoring in carotid surgery. Berlin: Springer. 1998;153e7.
- (2) In a user survey conducted by Aesculap with 7 participants
  - all surgeons rated the suturing performance and the overall handling as very good or good.
  - 85 % of the surgeons rated the occurrence of suture hole bleeding as very seldom or rare.
- (3) Ueberrueck et al. Healing Characteristics of a New Silver-Coated, Gelatine Impregnated Vascular Prosthesis in the Porcine Model. Zentralbl Chir. 2005;130:71-6.
- (4) Based on in house tests.



### Indications for Uni-Graft® K DV Patch

Atherosclerotic or degenerative disease of the carotid artery, deep femoral artery, iliac artery and /or femoral artery.



Dimension	Content	Article Number
1 x 7 cm	1 piece	110 7401
 1/2	2 piece	110 7404
	5 piece	110 7407
2 x 9 cm	1 piece	110 7400
 1/2	2 piece	110 7403
	5 piece	110 7406
3 x 4 cm	1 piece	110 7402
 1/2	2 piece	110 7405
	5 piece	110 7408

B. Braun Medical B.V. | +31 (0)412 67 24 11 | [customercare.nl@bbraun.com](mailto:customercare.nl@bbraun.com) | [www.bbraun.nl](http://www.bbraun.nl)

The information contained in this communication is strictly confidential, may constitute inside information, and is intended only for the use of the addressee. It is the property of the sender of this information. Unauthorized use, disclosure, or copying of this communication or any part thereof is strictly prohibited and may be unlawful.