

INTERVENTIONAL  
VASCULAR  
DIAGNOSTICS &  
THERAPY

# Coroflex<sup>®</sup> ISAR NEO

Sirolimus Eluting Polymer-Free Coronary Stent System

# Coroflex® ISAR NEO

INNOVATIVE NEW STENT DESIGN

## Coroflex® ISAR NEO

Two innovative stent architectures for small and large vessels.

### New Connector Design

For increased expansion diameter – increased radial stability maintaining the same flexibility

### "The Spot"

Designed for increased radiopacity and radial stability



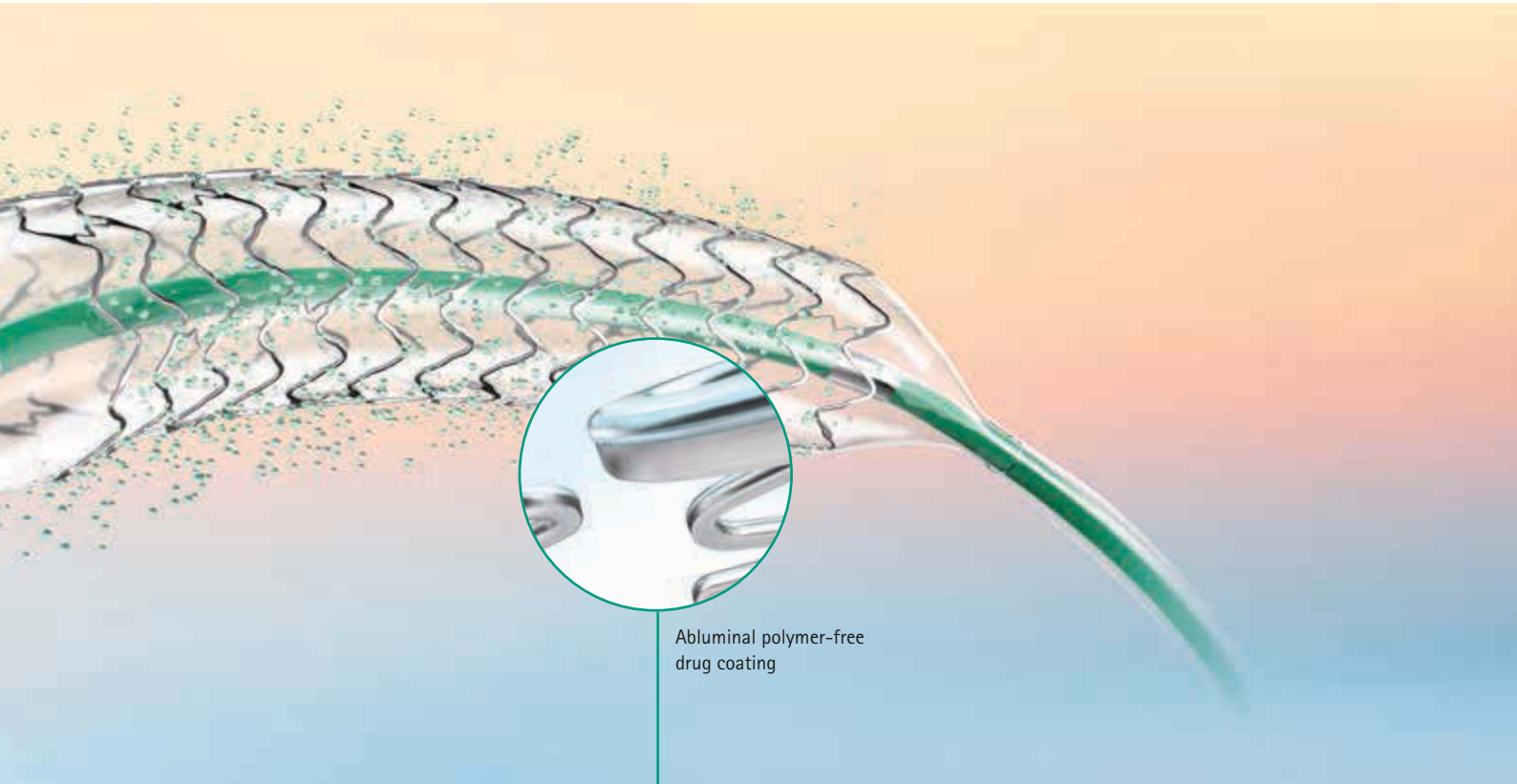
### High Stent Deliverability

- Low crossing profile 0.031" – 0.038"
- Stent strut thickness of only 55/65 µm
- Superior system flexibility

LEADING  
TECHNOLOGY FOR  
OUTSTANDING  
PERFORMANCE

# Coroflex<sup>®</sup> ISAR NEO

LATEST GENERATION CATHETER PLATFORM AND COATING



Abluminal polymer-free drug coating

## Innovative Catheter Platform

- Hydrophilic distal shaft coating
- Enhance tracking properties even in complex lesions

## 100 % Polymer-Free Drug Delivery Bio-resorbable Drug Matrix

- Sirolimus: Anti-inflammatory and anti-proliferative agent
- Probucol: Mimics the function of a polymer by slowing down the release of Sirolimus

# POLYMER-FREE DRUG DELIVERY

# ISAR-TEST

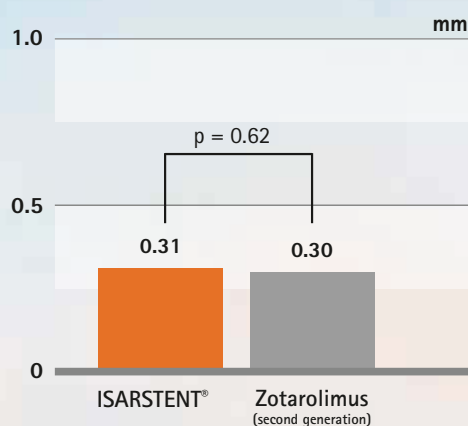
Randomized, Non-inferiority Trial of Rapamycin/Probucol and Zotarolimus-Eluting Stents<sup>1</sup>

6 to 8-month repeat angiogram of 3.002 patients comparing the ISARSTENT<sup>®2</sup> to the second generation Zotarolimus-Eluting Stent.

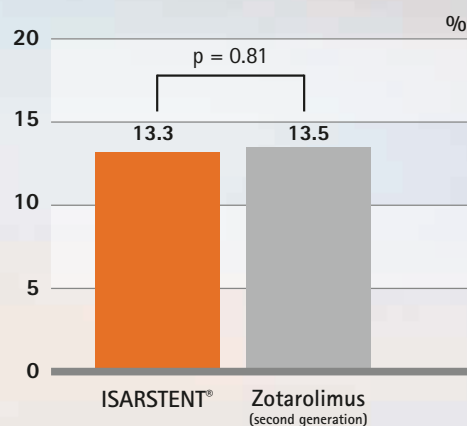


## Angiographic Endpoints

In-stent late lumen loss



In-segment binary restenosis



<sup>1</sup> Massberg S, et al. Polymer-Free Sirolimus- and Probucol-Eluting Versus New Generation Zotarolimus-Eluting Stents in Coronary Artery Disease: The Intracoronary Stenting and Angiographic Results: Test Efficacy of Sirolimus- and Probucol-Eluting Versus Zotarolimus-Eluting Stents (ISAR-TEST 5) Trial. *Circulation*. 2011 Aug 2;124(5):624-32.


<sup>2</sup> ISARSTENT<sup>®</sup> is a trademark of the ARTIC GmbH, predicate stainless steel stent

# Coroflex<sup>®</sup> ISAR NEO

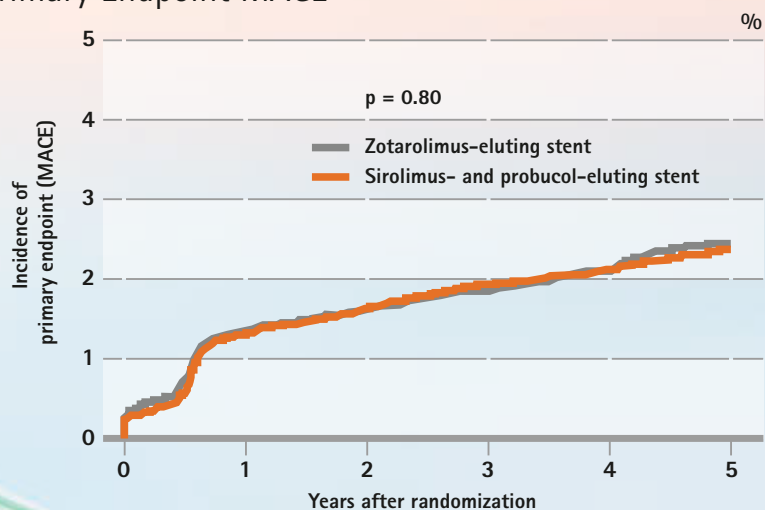
CLINICAL EVIDENCE

# 5

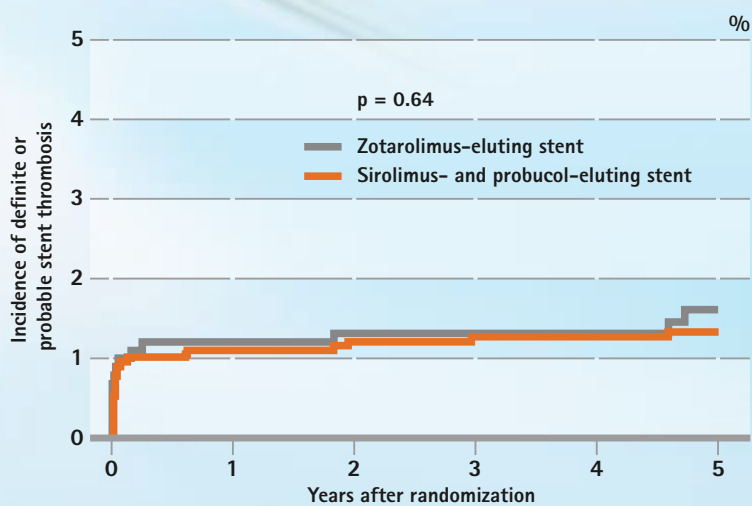
5-Year results of ISAR TEST 5<sup>3</sup> demonstrating the long-term benefits of the ISARSTENT<sup>®2</sup>



## Primary Endpoint MACE



## Definite or Probable Stent Thrombosis



<sup>3</sup> Kufner S, et al. Randomized Trial of Polymer-Free Sirolimus- and Probucol-Eluting Stents Versus Durable Polymer Zotarolimus-Eluting Stents: 5-Year Results of the ISAR-TEST-5 Trial, JACC: Cardiovascular Interventions. 2016 April 25;9(8):784-92

# Coroflex<sup>®</sup> ISAR NEO

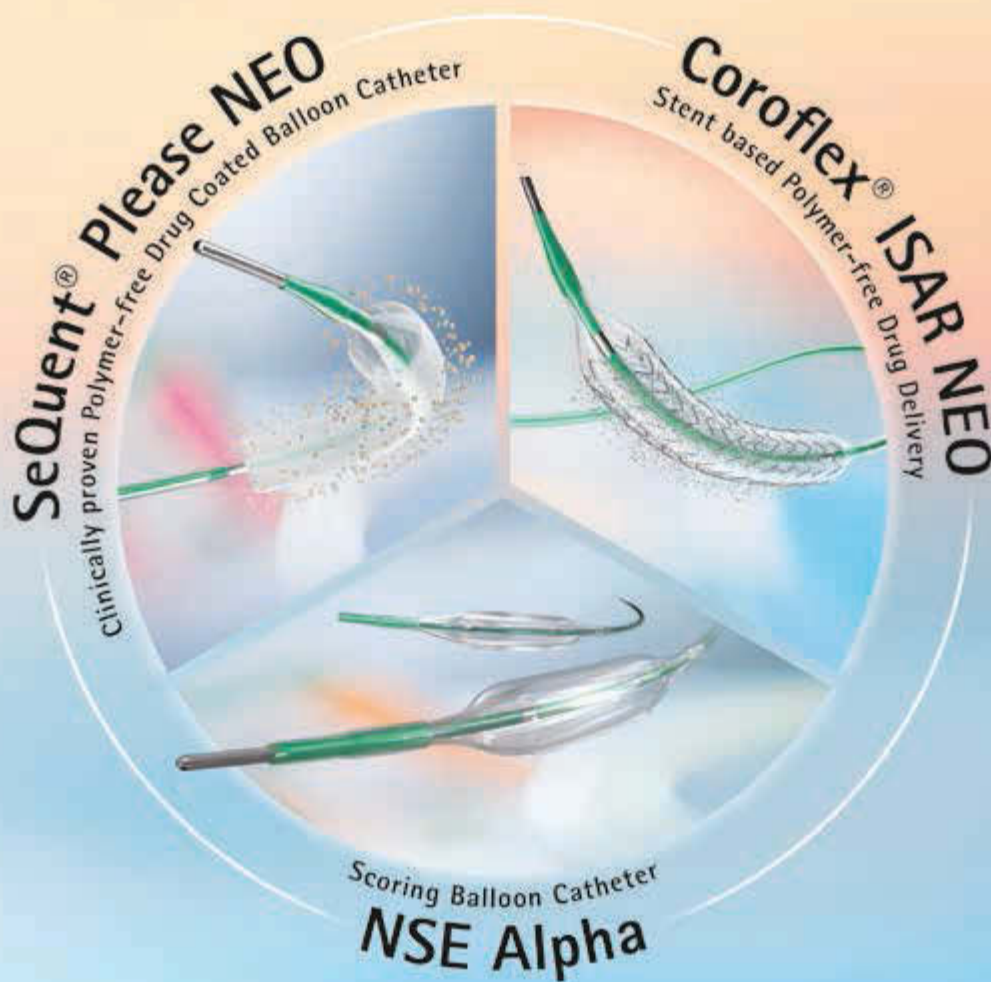
## ORDERING INFORMATION

	Stent Diameter	Stent Length							
		9 mm	12 mm	16 mm	19 mm	24 mm	28 mm	32 mm	38 mm
Small Vessel Design	2.0 mm	5028910	5028917	5028924	5028931	5028938	5028945	5028952	5028959
	2.25 mm	5028911	5028918	5028925	5028932	5028939	5028946	5028953	5028960
	2.5 mm	5028912	5028919	5028926	5028933	5028940	5028947	5028954	5028961
	2.75 mm	5028913	5028920	5028927	5028934	5028941	5028948	5028955	5028962
	3.0 mm	5028914	5028921	5028928	5028935	5028942	5028949	5028956	5028963
Large Vessel Design	3.5 mm	5028915	5028922	5028929	5028936	5028943	5028950	5028957	5028964
	4.0 mm	5028916	5028923	5028930	5028937	5028944	5028951	5028958	5028965

Technical Data	
Coating technology	Abluminal, polymer-free coating
Proximal shaft	1.9 F
Distal shaft	2.5 F
Usable length	145 cm
Stent strut thickness	Ø 2.0 - 3.0 mm 55 µm Small vessel design Ø 3.5 - 4.0 mm 65 µm Large vessel design
Guiding catheter compatibility	5 F / "kissing balloon": 6F
Guide wire compatibility	0.014" (0.36 mm)
Nominal Pressure (NP) Rated Burst Pressure (RBP)	10 atm 18 atm (Ø 4.0 mm, 15 atm)
Crossing profile	0.031" - 0.038" (0.79 mm - 0.96 mm)
Lesion entry profile	0.016" (0.41 mm)

# B. BRAUN VASCULAR SYSTEMS

SOLUTION ORIENTED ANGIOPLASTY



---

Through a constructive dialogue with our partners and customers, we develop effective solutions and clinical standards.

The Polymer-free coronary angioplasty concept offers last generation devices for an indication driven treatment. The absence of a polymer as a drug carrier facilitates fast endothelialization and reduces inflammatory foreign body reactions.

---

Distributor

B. Braun Melsungen AG | Vascular Systems | Sieversufer 8 | 12359 Berlin | Germany  
Phone +49 30 568207-300 | Fax +49 30 568207-130 | [www.bbraun.com](http://www.bbraun.com)

Manufacturer acc. MDD 93/42/EEC

B. Braun Melsungen AG | Carl-Braun-Str. 1 | 34212 Melsungen | Germany

The product trademark "Coroflex" is a registered trademark of B.Braun Melsungen AG.

Subject to technical changes. All rights reserved. This brochure may only be used for the exclusive purpose of obtaining information about our products. Reproduction in any form partial or otherwise is not permitted.