

# Vascular Implants & Specialities

Interventional Vascular Therapy

# Content

## Peripheral Angioplasty

### Vena Cava filter

3 VenaTech® LP permanent Vena Cava filter

3 VenaTech® Retrievable Temporary Vena Cava filter

### Vascular Implants

#### Vascular Prostheses

4 – 5 Silver Graft Antimicrobial coated vascular prostheses

6 – 9 Uni-Graft® K DV Warp-knitted, impregnated vascular prostheses

10 Uni-Graft® W Woven, impregnated vascular prostheses

11 Uni-Graft® W Aortic Arch Woven, impregnated vascular prostheses

12 – 13 VasuGraft® NEO Standard vascular ePTFE prostheses

14 – 15 VasuGraft® FLOW Heparin coated vascular ePTFE prostheses

#### Vascular Patches

16 Vascular Patch Microporous patch for vascular reconstructions

17 Uni-Graft® K DV Patch Warp-knitted, impregnated polyester patches

#### Vascular Specialities

18 Insitucat® Valvulotom for in situ bypass surgery

19 Venostrip® Vein extirpation set

# Vena Cava Filter

## For protection against pulmonary embolism

### VenaTech® Vena cava filter systems



- Designed for enhanced clot trapping
- Special delivery system combining ease of use and procedural safety

### Indications:

- Contraindications to anticoagulants (severe coagulopathy, thrombocytopenia, hemorrhage, recent brain surgery, recent cranial trauma)
- Failure of the anticoagulants treatment (recurrent pulmonary embolism under treatment development of clot in spite of anti coagulation)
- Severe complication of the anticoagulants treatment (intestinal hemorrhage, gastroduodenal ulcer)

### Additional details for VenaTech® Vena cava filter systems:

- Implantable from femoral, jugular or brachial approach
- Introducer sheath with hemostasis valve and side port tubing for VenaTech® LP and Retrievable (7 F implantation for VenaTech® LP and Retrievable, 13 F implantation for VenaTech® Convertible, 10 F implantation VenaTech® Retrievable)
- Vena cava diameter for VenaTech® Retrievable  $\geq 14$  mm and  $\leq 28$  mm, VenaTech® LP  $\leq 35$  mm and VenaTech® Convertible  $\leq 32$  mm
- x-ray visible
- MRI conditional up to 3 Tesla

	Access site	Order number	Sales unit (pcs.)	
	<b>Permanent filters</b>			
	VenaTech® LP Vena cava filter system	femoral, jugular, subclavian	04435125	1
	VenaTech® LP Brachial Introducer system	brachial	04439985	1
	<b>Temporary Filters</b>			
	VenaTech® Retrievable Vena cava filter system	femoral, jugular, subclavian	04435150	1
	Introducer brachial	brachial	04435160	1
	Retrieval system	jugular	04435170	1

# Silver Graft

## Antimicrobial vascular prostheses

Silver Graft and Silver Graft Helix are warp-knitted, double-velour vascular prostheses for reconstructive procedures of the aorta and in the peripheral area. They are made of polyester and have been impregnated with absorbable modified bovine gelatine for temporary sealing. To inhibit microbial adhesion the outer surface of the prosthesis is coated by a layer of metallic silver.

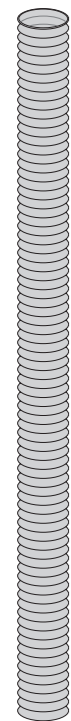
According to the current guidelines for vascular graft infections of the German Society for Vascular Surgery (DGG) it is possible to apply antibiotics (e. g. Rifampicin) to the prostheses.

### Indication

Silver Graft and Silver Graft Helix can be implanted prophylactically as support for protection against vascular graft infection. The silver coating acts as a long-term protection avoiding adhesion of microbes to the surface of the textile prosthesis.

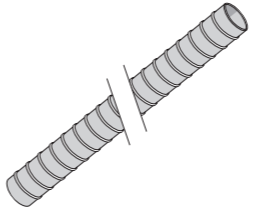
The first choice to treat a vascular graft infection is the surgical intervention. Infected vascular graft material should be completely removed and the principals in septic surgery should be observed. Autologous in situ reconstructions have the lowest risk of re-infection. Silver Graft and Silver Graft Helix should be implanted if autologous material is not available or not possible to use given the patient's risk/benefit status.


Length (cm)	Diameter (mm)	Order number	Sales unit (pcs.)
<b>Silver Graft – Straight tubes</b>			
15	8	1108000	1
	10	1108030	1
	12	1108032	1
	14	1108034	1
	16	1108001	1
	18	1108002	1
	20	1108003	1
	22	1108042	1
30	8	1108004	1
	14	1108005	1
	16	1108006	1
	18	1108007	1
	20	1108008	1
	22	1108062	1
	24	1108064	1
	40	6	1108009
7		1108010	1
8		1108011	1
10		1108050	1
12		1108052	1
60		6	1108012
	7	1108013	1
	8	1108014	1




# Silver Graft

## Antimicrobial vascular prostheses

	Length (cm)	Diameter (mm)	Order number	Sales unit (pcs.)
	<b>Silver Graft – Straight tubes – Helix supported</b>			
	30	8	1108026	1
	40	8	1108027	1
	60	6	1108022	1
		8	1108023	1
	90	6	1108024	1
		8	1108025	1

	Length (cm)	Diameter (mm)	Order number	Sales unit (pcs.)
	<b>Silver Graft – Bifurcations</b>			
	40	12 x 6	1108021	1
		14 x 7	1108017	1
		16 x 8	1108015	1
		18 x 9	1108016	1
		20 x 10	1108018	1
		22 x 11	1108019	1
		24 x 12	1108020	1

	Length (cm)	Diameter (mm)	Order number	Sales unit (pcs.)
	<b>Silver Graft – Axillo-Bifemoral – Helix supported</b>			
	90 / 60	8	1108080	1

# Uni-Graft® K DV

Warp-knitted, impregnated vascular prostheses

## Uni-Graft® K DV

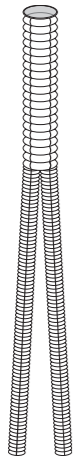
Uni-Graft® K DV is a warp-knitted, double velour vascular prosthesis made of polyester, which has been impregnated with absorbable modified bovine gelatine. This treatment reduces the initial porosity of the textile prosthesis to a „zero porosity“ at the time of implantation.

## Indications

Reconstructive procedure on the aorta and in the peripheral area with a diameter of at least 6 mm and the axillo (bi)femoral bypass; also usable in patients requiring systemic heparinization, in patients with coagulation disturbances and in emergency patients.

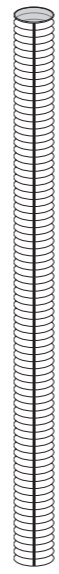
## Product features

- true zero-porosity at the time of implantation
- double velour structure
- proven performance for more than 30 years

	Length (cm)	Diameter (mm)	Order number	Sales unit (pcs.)
	<b>Uni-Graft® K DV – Bifurcations</b>			
	40	12 x 6	1104535	1
		12 x 7	1104519	1
		14 x 7	1104527	1
		14 x 8	1104551	1
		16 x 8	1104560	1
		16 x 9	1104578	1
		18 x 9	1104586	1
		18 x 10	1104594	1
		20 x 10	1104608	1
		20 x 11	1104616	1
		22 x 11	1104624	1
		24 x 12	1104640	1

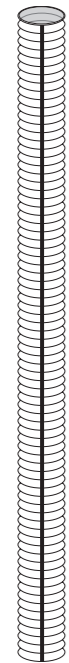
# Uni-Graft® K DV

Warp-knitted, impregnated vascular prostheses

	Length (cm)	Diameter (mm)	Order number	Sales unit (pcs.)
	<b>Uni-Graft® K DV – Straight tubes</b>			
	15	6	1101021	1
		7	1101048	1
		8	1101013	1
		10	1101102	1
		12	1101129	1
		14	1101145	1
		16	1101161	1
		18	1101188	1
		20	1101200	1
		22	1101226	1
		24	1101242	1
		26	1102265	1
		28	1102281	1
		30	1102303	1
	32	1102320	1	
	34	1102346	1	
	36	1102362	1	

# Uni-Graft® K DV

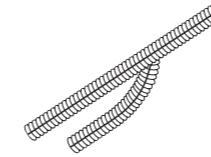
Warp-knitted, impregnated vascular prostheses



	Length (cm)	Diameter (mm)	Order number	Sales unit (pcs.)
<b>Uni-Graft® K DV – Straight tubes</b>				
	30	6	1102060	1
		7	1102079	1
		8	1102087	1
		10	1102109	1
		12	1101137	1
		14	1104144	1
		16	1104160	1
		18	1104187	1
		20	1104209	1
		22	1104225	1
		24	1104241	1
		26	1102192	1
		28	1102206	1
		30	1102214	1
		32	1102222	1
		34	1102230	1
		36	1102249	1
	40	6	1101269	1
7		1101277	1	
8		1101285	1	
10		1101307	1	
60	6	1104063	1	
	7	1104071	1	
	8	1104080	1	
	10	1104101	1	
70	6	1104421	1	
	7	1104422	1	
	8	1104423	1	
100	6	1104403	1	
	8	1104411	1	
	10	1104420	1	

# Uni-Graft® K DV

Warp-knitted, impregnated vascular prostheses



	Length (cm)	Diameter (mm)	Order number	Sales unit (pcs.)
<b>Uni-Graft® K DV – Axillo-Bifemoral</b>				
	100/60	8 (right side-branch)	1104705	1
		8 (left side-branch)	1104713	1

# Uni-Graft® W

Woven, impregnated vascular prostheses

## Uni-Graft® W

Uni-Graft® W is a woven, velour vascular prosthesis made of polyester, which has been impregnated with absorbable modified bovine-gelatine. The porosity of the textile prosthesis is 0 ml/min/cm<sup>2</sup> at the time of implantation.

### Aortic Arch

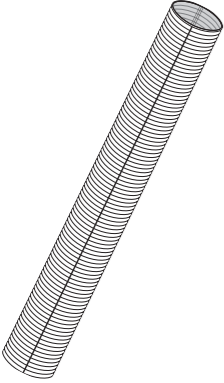
Reconstructions of the ascending aorta, aortic arch and descending aorta

### Straight tube

Reconstructions of the ascending aorta, the aortic arch and the descending and/or thoracic aorta

### Uni-Graft® W – Straight tubes

- true zero-porosity
- biocompatible aldehyde free impregnation technology
- outer velour structure ensures good handling and healing of the graft
- different guidelines (with 1 and 3 lines) on different sides for a better orientation


	Length (cm)	Diameter (mm)	Order number	Sales unit (pcs.)
	15	24	1106392	1
		26	1106406	1
		28	1106414	1
		30	1106422	1
		32	1106430	1
		34	1106449	1
	30	36	1106457	1
		24	1106635	1
		26	1106643	1
		28	1106651	1
		30	1106660	1
		32	1106678	1
		34	1106686	1
		36	1106694	1

# Uni-Graft® W

Woven, impregnated vascular prostheses

## Uni-Graft® W – Aortic Arch

- different guidelines (1 and 3 lines) on different sides

	Diameter (mm)	Bend	Order number	Sales unit (pcs.)
	26	90°	1106801	1
	28	90°	1106803	1
	30	90°	1106806	1
	32	90°	1106808	1

# VascuGraft® NEO

## Standard vascular ePTFE prostheses

### VascuGraft® NEO

VascuGraft® NEO is a vascular prosthesis made of expanded Polytetrafluoroethylene (ePTFE). A thin ePTFE wrap is wound around the single-layer body of the prosthesis.

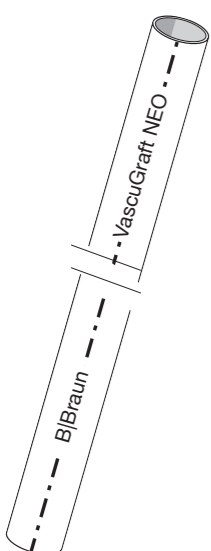
The prosthesis is available in standard wall (SW) and thin wall (TW)

### Indications

- peripheral arterial reconstructions
- extra-anatomical procedures
- dialysis shunt placement

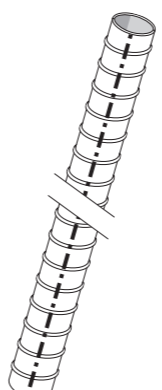
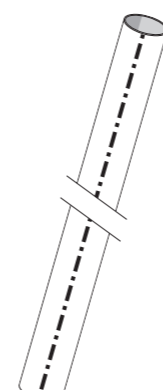
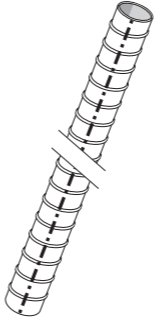
### Product features

- unique VascuGraft® wall design with well-defined and different fibril lengths for a low thrombogenicity
- additional ePTFE wrap supports enhanced suture retention and high burst strength
- clear guideline indicates diameter and wall thickness of the prosthesis
- helical reinforcement for high resistance against kinking and compression
- excellent and pliable handling and suture behaviour
- simple and easy removal of the spiral reinforcement

	Length (cm)	Diameter (mm)	Order number	Sales unit (pcs.)	
	<b>Standard wall</b>				
	20	5	V1103505	1	
		6	V1103506	1	
		7	V1103507	1	
		8	V1103508	1	
	30	5	V1103510	1	
		40	6	V1103516	1
			7	V1103517	1
			8	V1103518	1
	50	5	V1103520	1	
		60	6	V1103526	1
			7	V1103527	1
			8	V1103528	1
	70	5	V1103530	1	
		80	6	V1103536	1
			7	V1103537	1
			8	V1103538	1

# VascuGraft® NEO

## Standard vascular ePTFE prostheses

	Length (cm)	Diameter (mm)	Order number	Sales unit (pcs.)
	<b>Standard wall, Helix supported</b>			
	30	5	V1103560	1
		6	V1103566	1
		7	V1103567	1
	40	8	V1103568	1
		5	V1103570	1
		6	V1103576	1
	50	7	V1103577	1
		8	V1103578	1
		70	V1103580	1
	80	6	V1103586	1
		7	V1103587	1
8		V1103588	1	
	<b>Thin wall</b>			
	30	5	V1103610	1
		5	V1103620	1
		6	V1103616	1
	40	7	V1103617	1
		8	V1103618	1
		60	V1103626	1
	60	7	V1103627	1
		8	V1103628	1
		70	V1103630	1
	80	6	V1103636	1
		7	V1103637	1
8		V1103638	1	
	<b>Thin wall, Helix supported</b>			
	50	5	V1103670	1
		6	V1103676	1
		7	V1103677	1
	60	8	V1103678	1
		70	V1103680	1
		80	V1103686	1
	70	6	V1103686	1
		7	V1103687	1
		8	V1103688	1

Other sizes and configurations available upon request.

# VascuGraft® FLOW

## Heparin coated vascular ePTFE prostheses

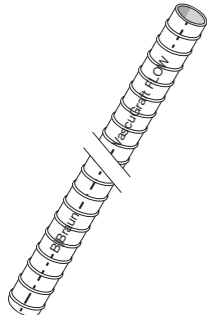
### VascuGraft® FLOW

Increased graft patency due to a thromboresistant inner luminal surface.

VascuGraft FLOW is characterized by an innovative heparin coating on the luminal side of the prostheses: The covalently bound heparin on the inner surface of VascuGraft® FLOW enhances the absorption of specific plasma proteins and thus enables the fast formation of a natural vessel-like anti-thrombogenic layer.

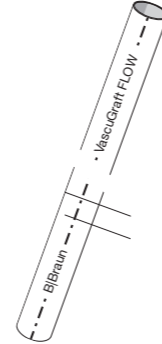
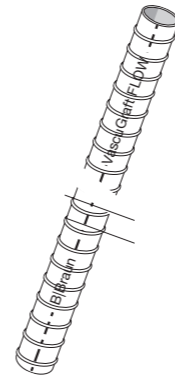
### Indications

- peripheral arterial reconstructions
- extra-anatomical procedures
- dialysis shunt placement

	Length (cm)	Diameter (mm)	Order number	Sales unit (pcs.)
	<b>Standard wall, Heparin coated</b>			
	20	6	V1103706	1
		7	V1103707	1
	40	5	V1103715	1
	50	6	V1103721	1
		7	V1103722	1
	8	V1103723	1	
	70	5	V1103730	1
	<b>Standard wall, Helix supported, Heparin coated</b>			
	50	6	V1103771	1
		7	V1103772	1
		8	V1103773	1
	80	6	V1103786	1
		7	V1103787	1
	8	V1103788	1	

# VascuGraft® FLOW

## Heparin coated vascular ePTFE prostheses

	Length (cm)	Diameter (mm)	Order number	Sales unit (pcs.)
	<b>Thin wall, Heparin coated</b>			
	40	5	V1103815	1
	50	6	V1103821	1
		7	V1103822	1
		8	V1103823	1
	70	5	V1103830	1
	80	6	V1103836	1
		7	V1103837	1
	8	V1103838	1	
	<b>Thin wall, Helix supported, Heparin coated</b>			
	40	5	V1103865	1
	50	6	V1103871	1
		7	V1103872	1
		8	V1103873	1
	70	5	V1103880	1
	80	6	V1103886	1
		7	V1103887	1
	8	V1103888	1	

Other sizes and configurations available upon request.



# Vascular Patch

## Microporous patch for vascular reconstructions

### Vascular Patch

The Vascular Patch is a microporous, fine-fibrillar patch for use in vascular surgery.

The Vascular Patch is characterized by being exceedingly well tolerated by tissue and it is completely biostable.




### Indications

Reconstructive interventions in the

- carotid artery
- profunda
- femoral
- arteria iliaca

### Product features

- high compliance
- no suture hole bleeding due to the high elasticity of the polymer fibres
- microporous structure allows good tissue incorporation
- blood tight
- excellent handling properties

	Size (cm)	Order number	Sales unit (pcs.)
	1 x 7	1107348	1
	1 x 7	1107283	2
	1 x 7	1107291	5
	2 x 9	1107330	1
	2 x 9	1107267	2
	2 x 9	1107275	5
	3 x 4	1107356	1
	3 x 4	1107321	2
	3 x 4	1107305	5

# Uni-Graft® K DV Patch

## Knitted, impregnated polyester vascular patch

### Uni-Graft® K DV Patch

Uni-Graft® K DV Patch is a warp-knitted double velours vascular patch of polyester (polyethylene terephthalate), which has been impregnated with absorbable modified bovine gelatin (Polygelin). This treatment reduces the initial porosity of the patch to zero-porosity at the time of implantation.




### Indications

Reconstructive interventions of the:

- profunda artery
- femoral artery
- iliac artery

### Product feature

- true zero-porosity
- reduces suture hole bleeding

	Size (cm)	Order number	Sales unit (pcs.)
	1 x 7	1107401	1
	1 x 7	1107404	2
	1 x 7	1107407	5
	2 x 9	1107400	1
	2 x 9	1107403	2
	2 x 9	1107406	5
	3 x 4	1107402	1
	3 x 4	1107405	2
	3 x 4	1107408	5

# Insitucat®

## Valvulotom for in situ bypass surgery

### Insitucat®

Insitucat® is a sterile valvulotome for the atraumatic removal of the vein valves as a preparatory step in bypass surgery. Insitucat® consists of a polyfilament, plastic-coated guidewire at whose end two conically shaped plastic olives are attached over one another. The olive at the end of the Vein Valve Cutter represents the negative imprint of the venous valve sinus. It is equipped with an extremely sharp plastic cutting edge, which incises the valve by retracting. Insitucat® is supplied sterile as a disposable item.

### Indications

Insitucat® is used for the great saphenous vein in situ bypass on femoropopliteal and femorocrural arteries.

### Product features

#### Conical formed plastic olive

- prevents slippage into tributary branches and damage to the intima

#### Sharp plastic cutting edge

- no damage to the endothelium; the valve flaps are incised in an atraumatic manner
- not torn

#### Polyfilic, flexible, plastic-coated guidewire


- excellent handling and manoeuvrability
- no memory effect, therefore no pressure against the wall of the vessel

#### Sterile double packaging

- small storage space is required on the instrument table
- Insitucat® can be introduced directly from the dispenser into the vessel

#### Sterile peel- /dispenser packaging

- safety aspect for surgeons and patients

	Diameter (mm)	Order number	Sales unit (pcs.)
	2.0	5521106	1
	2.5	5521114	1
	3.0	5521122	1
	3.5	5521130	1
	4.0	5521149	1
	4.5	5521157	1
	5.0	5521165	1

# Venostrip®

## Vein extirpation set

### Venostrip®

Disposable vein extirpation set according to Prof. Dr. Groß.

Contents of set and construction material:

- steel wire stripper coated with tetrafluoroethylene-hexafluoro-propylene copolymer (FEP)
- polyoxymethylene (POM) handle
- 3x POM stripper heads of 9, 12 and 15 mm diameter
- 1x POM screw cap for attachment of the stripper heads

### Indications

Extirpation of the great or small saphenous vein in uncomplicated primary varicosis or chronic venous insufficiency. The set can be used for both exo- and endostripping.

### Product features

#### Polyfilament, flexible, plastic-coated guidewire


- excellent handling and manoeuvrability
- high flexibility without memory effect
- for exo- and endostripping

#### Sharp-edged stripping heads

- diameter 9, 12, and 15 mm

#### Single use product

- safety aspect for surgeons and patients

	Order number	Sales unit (pcs.)	
	Complete set, sterile	5523184	10
	Stripper wire, sterile	5523176	10

B. Braun Medical B.V. | +31 (0)412 67 24 11 | [customercare.nl@bbraun.com](mailto:customercare.nl@bbraun.com) | [www.bbraun.nl](http://www.bbraun.nl)

Manufacturer acc. to MDD 93/42/EEC

Silver Graft, Uni-Graft, ProVena, Vascular Patch, Uni-Graft Patch, VenoPatch, Insitucut, Venostrip, SUSI:  
Aesculap AG, Am Aesculap Platz, 78235 Tuttlingen, Germany

VenaTech:

B. Braun Medical, 26 rue Armengaud, 92210 Saint-Cloud, France

SeQuent Please OTW, VascuFlex Multi-LOC, VascuGraft:

B. Braun Melsungen AG, Carl-Braun-Str. 1, 34212 Melsungen, Germany

The product trademarks 'SeQuent', 'VascuFlex', 'VenaTech', 'Omnifix', 'Discofix', 'Splittocan', 'Introcan' and 'Angiodyn', 'Uni-Graft', 'VascuGraft', 'VascuFlex', 'Venostrip', 'Venotech', and 'Insitucut' are registered trademarks of B. Braun Melsungen AG. The product trademark 'Susi' is a registered trademark of Aesculap AG

Subject to technical changes. All rights reserved. This brochure may only be used for the exclusive purpose of obtaining information about our products. Reproduction in any form partial or otherwise is not permitted.

V04/2023